

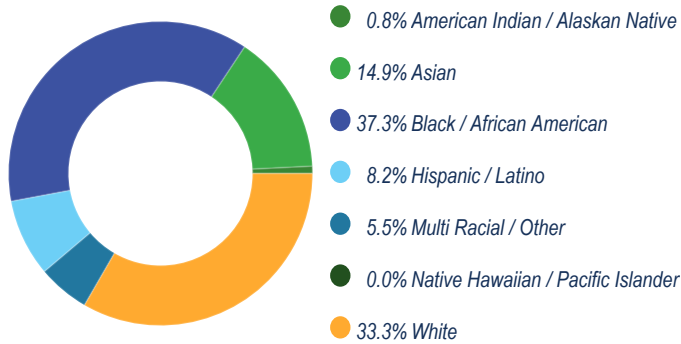


GIRARD ACADEMIC MUSIC PROGRAM

2021-22 SCHOOL PROGRESS REPORT ON EDUCATION AND EQUITY

School Code | 2410 Sector | District Network | Network 1
Principal Name | Ms Jovan Moore
Address | 2136 W Ritner St
Phone | 215-400-8230 Website | gamp.philasd.org/
Report Type | High School Grades in Report | 9-12
Admissions Category | Criteria-Based
Turnaround Model | N/A
Receives K8 Report | Yes
Oct 1 Enrollment | 255

Student Enrollment and Demographics



256

Total Number of Students Served for
10+ Days Over the Year

9.8%

% Students with IEPs

0.4%

% English Learners

48.2%

% Economically Disadvantaged

Student Attendance

66.0%

% Students Attending at Least 95%
of Instructional Days

85.2%

% Students Attending at Least 90%
of Instructional Days

Score Level	Performance	Improvement	Level
Level 3			
Performance <i>At or Above Target in</i> 5 out of 8 Eligible Metrics			62.5 %
Improvement Insufficient Data for Score			
Goal Performance (All Students)			
GOAL 4 % of 11th Graders Proficient on Algebra, Biology, & Literature Keystones			
Score: 30.7 %			
NOT MEETING no data prior year			
GOAL 5 % of 12th Grade Career and Technical Education (CTE) Students Meeting Industry Standards			
Insufficient Sample			
	American Indian / Alaskan Native		
	Insufficient Data for Score	Insufficient Data for Score	
	Asian		
	Insufficient Data for Score	Insufficient Data for Score	
	Black / African American		
	Insufficient Data for Score	Insufficient Data for Score	
	Hispanic / Latino		
	Insufficient Data for Score	Insufficient Data for Score	
	Multi Racial / Other		
	Insufficient Data for Score	Insufficient Data for Score	
	Native Hawaiian / Pacific Islander		
	Insufficient Data for Score	Insufficient Data for Score	
	White		
	Insufficient Data for Score	Insufficient Data for Score	
	English Learners		
	Insufficient Data for Score	Insufficient Data for Score	
	Students with IEPs		
	Insufficient Data for Score	Insufficient Data for Score	
	Economically Disadvantaged		
	Insufficient Data for Score	Insufficient Data for Score	

● Meeting Target
● Not Meeting Target

College & Career: Every Student Graduates Ready for College and Careers

Goal 4 - Keystone Proficiency

School Code | 2410 School Name | Girard Academic Music Program

Goal 4: The percentage of students who are proficient on all three state high school assessments (Algebra, Literature, and Biology) by the end of their 11th grade year will grow from 26.1% in August 2019 to 52.0% by August 2026.

% of 11th Graders Proficient on Algebra, Biology, & Literature Keystones

All Students, 62 students

Score: 30.7 %



2021-2022 Target: 31.7 %

-1.0 pts from target

2025-2026 Goal: 52.0 %

-21.3 pts from target

NOT MEETING

no data prior year



- Meeting Target
- Not Meeting Target

American Indian / Alaskan Native

Insufficient Sample

Asian

Insufficient Sample

Black / African American, 21 students

Score: 14.3 %

-17.4 pts from target

NOT MEETING

no data prior year



Hispanic / Latino

Insufficient Sample

Multi Racial / Other

Insufficient Sample

Native Hawaiian / Pacific Islander

Insufficient Sample

White

Insufficient Sample

English Learners

Insufficient Sample

Students with IEPs

Insufficient Sample

Economically Disadvantaged, 30 students

Score: 30.0 %

-1.7 pts from target

NOT MEETING

no data prior year



College & Career: Every Student Graduates Ready for College and Careers

Goal 5 - Career and Technical Education

Graduation and College Readiness

School Code | 2410 School Name | Girard Academic Music Program

Goal 5: The percentage of Career and Technical Education (CTE) students who pass an industry standards-based competency assessment by the end of their 12th grade year will grow from 54.5% in August 2019 to 80.0% in August 2026.

% of 12th Grade CTE Students Meeting Industry Standards

All Students

Insufficient Sample

AP, IB, or Dual Enrollment Course Metrics

20.7 %

% of Students Meeting Standard on AP Exam, on IB Exam, or in Dual Enrollment Course by End of 12th Grade

29.3 %

% of Students Participating in but Not Meeting Standard on AP Exam, IB Exam, or Dual Enrollment Course by the End of 12th Grade

50.0 %

% of Students Not Participating in AP Exam, IB Exam, or Dual Enrollment Course by the End of 12th Grade

Other Key Metrics

95.0 %

Ninth-Grade On-Track Rate

70.7 %

First-Fall Matriculation

74.1 %

% of Students Completing the FAFSA by End of 12th Grade

- Meeting Target
- Not Meeting Target

College & Career: Every Student Graduates Ready for College and Careers

Graduation and College Readiness

School Code | 2410 School Name | Girard Academic Music Program

Four-Year Cohort Graduation Rate

All Students, 58 students

Score: 100.0 %



2021-2022 Target: 87.7 %
12.3 pts above target

2025-2026 Goal: 90.0 %
10.0 pts above target



American Indian / Alaskan Native

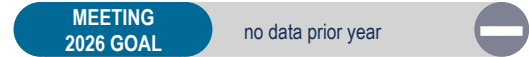
Insufficient Sample

Asian

Insufficient Sample

Black / African American, 23 students

Score: 100.0 %
12.3 pts above target



Hispanic / Latino

Insufficient Sample

Multi Racial / Other

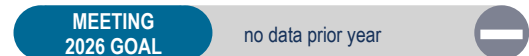
Insufficient Sample

Native Hawaiian / Pacific Islander

Insufficient Sample

White, 24 students

Score: 100.0 %
12.3 pts above target



English Learners

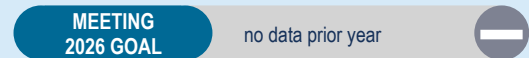
Insufficient Sample

Students with IEPs

Insufficient Sample

Economically Disadvantaged, 30 students

Score: 100.0 %
12.3 pts above target



- Meeting Target
- Not Meeting Target

College & Career: Every Student Graduates Ready for College and Careers

Graduation and College Readiness

School Code | 2410 School Name | Girard Academic Music Program

Four-Year Cohort Drop-Out Rate

All Students

0 out of 58 students

Score: 0.0%

American Indian / Alaskan Native

Insufficient Sample

Asian

Insufficient Sample

Black / African American

0 out of 23 students

Score: 0.0%

Hispanic / Latino

Insufficient Sample

Multi Racial / Other

Insufficient Sample

Native Hawaiian / Pacific Islander

Insufficient Sample

White

0 out of 24 students

Score: 0.0%

English Learners

Insufficient Sample

Students with IEPs

Insufficient Sample

Economically Disadvantaged

0 out of 30 students

Score: 0.0%

Four-Year Cohort Continuation Rate

All Students

0 out of 58 students

Score: 0.0%

American Indian / Alaskan Native

Insufficient Sample

Asian

Insufficient Sample

Black / African American

0 out of 23 students

Score: 0.0%

Hispanic / Latino

Insufficient Sample

Multi Racial / Other

Insufficient Sample

Native Hawaiian / Pacific Islander

Insufficient Sample

White

0 out of 24 students

Score: 0.0%

English Learners

Insufficient Sample

Students with IEPs

Insufficient Sample

Economically Disadvantaged

0 out of 30 students

Score: 0.0%

Climate, Culture & Opportunity

Guardrail 1 - Welcoming and Supportive Schools

School Code | 2410 School Name | Girard Academic Music Program

Guardrail 1: Every school will be a safe, welcoming and healthy place where our students, staff and community want to be and learn each day. This means that our schools will be: 1) environmentally safe and clean; and 2) spaces with inclusive climates that provide students with access to robust social, emotional, and mental health supports.

School Climate Score

Score: 7.3



2021-2022 Target: 7.0
0.3 pts above target

2025-2026 Goal: 7.0
0.3 pts above target



School Climate Survey

7.7/10
Student Rating

9.2/10
Parent Rating

6.5/10
Teacher Rating

School Instruction Score

Score: 7.6



2021-2022 Target: 8.0
-0.4 pts from target

2025-2026 Goal: 8.0
-0.4 pts from target



School Instruction Survey

8.1/10
Student Rating

7.3/10
Parent Rating

7.6/10
Teacher Rating

- Meeting Target
- Not Meeting Target



No

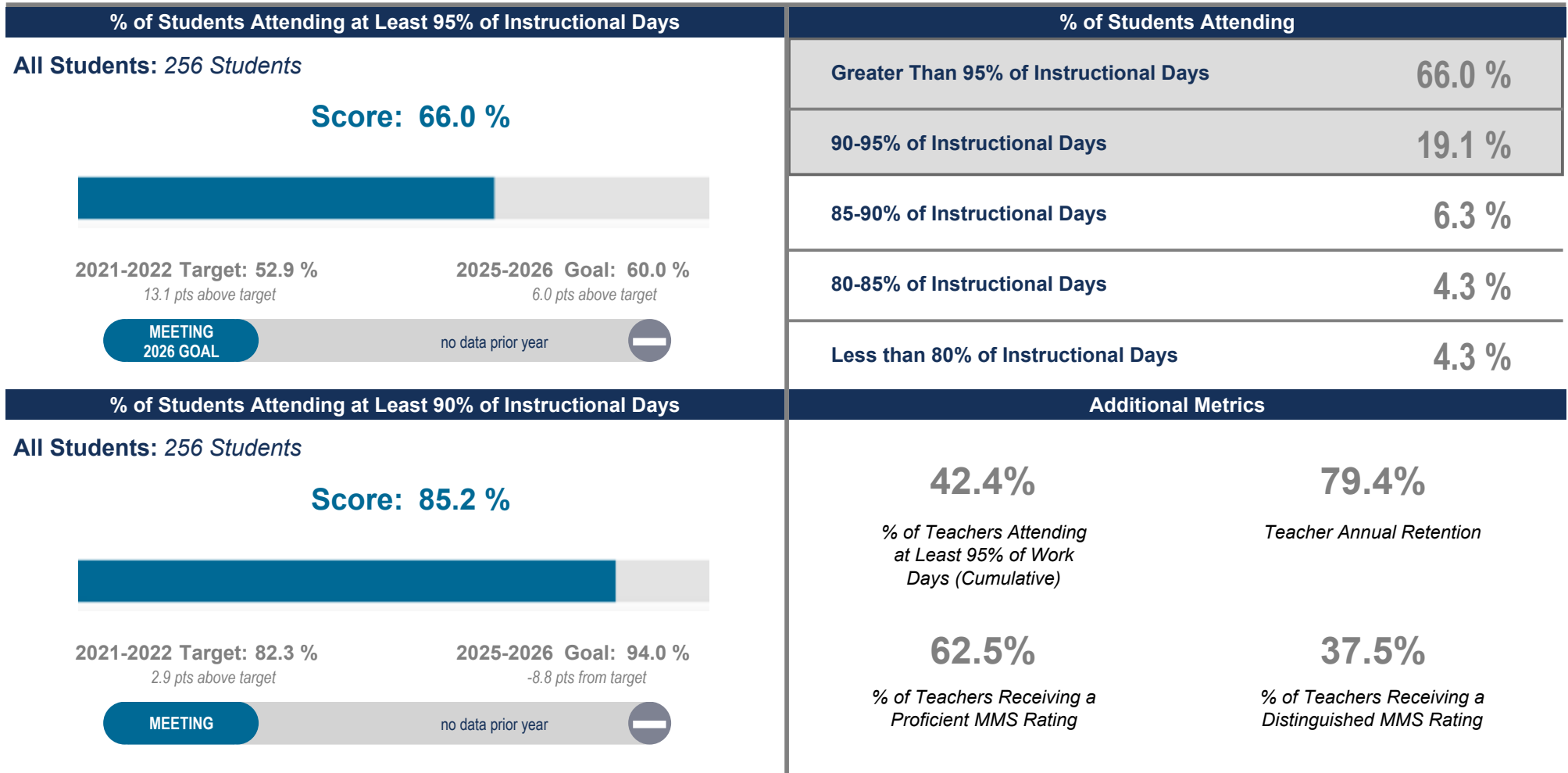
School Has at Least 2 Behavioral/Mental Health Support FTEs per 500 Students

Climate, Culture & Opportunity

Guardrail 1 - Welcoming and Supportive Schools

School Code | 2410 School Name | Girard Academic Music Program

Guardrail 1: Every school will be a safe, welcoming and healthy place where our students, staff and community want to be and learn each day. This means that our schools will be: 1) environmentally safe and clean; and 2) spaces with inclusive climates that provide students with access to robust social, emotional, and mental health supports.



- Meeting Target
- Not Meeting Target

Climate, Culture & Opportunity

Guardrail 2 - Enriching and Well-rounded School Experiences

Guardrail 3 - Partnering with Parents / Family Members

School Code | 2410 School Name | Girard Academic Music Program

Guardrail 2: Every student will have a well-rounded education with co-curricular opportunities, including arts and athletics, integrated into the school experience.

Guardrail 3: Every parent and guardian will be welcomed and encouraged to be partners in their child's school community.

% of Students Participating in Co-Curricular / Athletics Activities

*% of Students
Participating in Co-
Curricular / Athletics
Activities*

Data Unavailable

School Relationship Score

Score: 7.3



2021-2022 Target: 8.0

-0.7 pts from target

NOT MEETING

no data prior year

Additional Metrics



Yes

School Has a SAC/Parent Advisory Group



Yes

School Has a SAC/Parent Advisory Group That Meets Regularly



4

Number of SAC/Parent Advisory Group Meetings

- Meeting Target
- Not Meeting Target

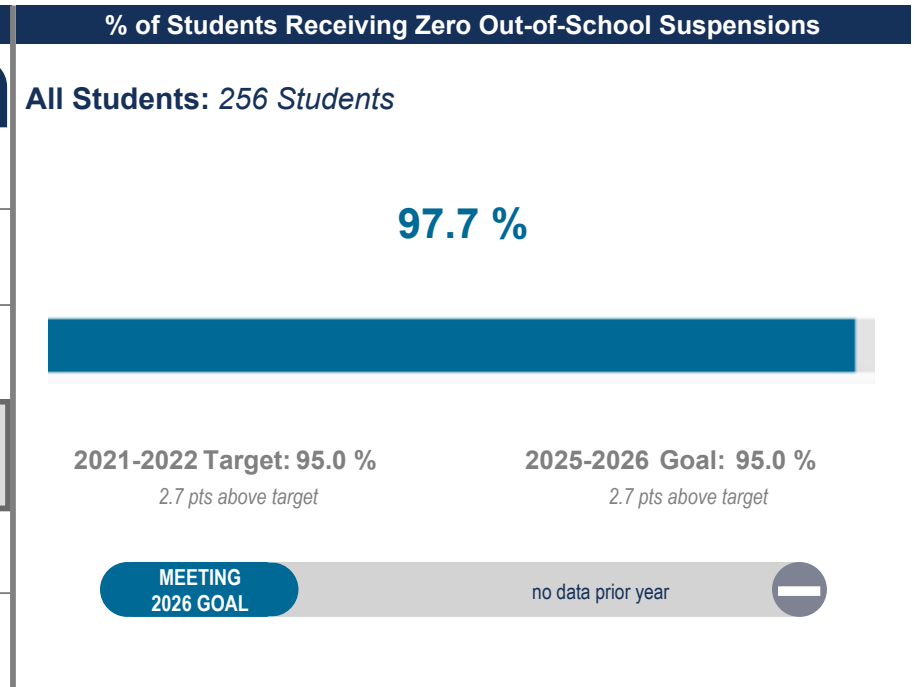
Climate, Culture & Opportunity

Guardrail 4 - Addressing Racist Practices

School Code | 2410 School Name | Girard Academic Music Program

Guardrail 4: Our students' potential will not be limited by practices that perpetuate systemic racism and hinder student achievement.

Suspension Disproportionality			
	% of Enrollment (Total Enrollment)		% of Suspensions Given to Each Subgroup
All Students	(255)		
American Indian / Alaskan Native	0.8 %	(2)	0.0 %
Asian	14.9 %	(38)	0.0 %
Black / African American	37.3 %	(95)	100.0 %
Hispanic / Latino	8.2 %	(21)	0.0 %
Multi Racial / Other	5.5 %	(14)	0.0 %
Native Hawaiian / Pacific Islander	0.0 %	(0)	0.0 %
White	33.3 %	(85)	0.0 %
English Learners	0.4 %	(1)	0.0 %
Students with IEPs	9.8 %	(25)	33.3 %
Economically Disadvantaged	48.2 %	(123)	66.7 %



Disproportionality in AP, IB, and Dual Enrollment Courses

All Students	Black / African American	Hispanic / Latino
56.9 %	47.8 %	33.3 %

- Meeting Target
- Not Meeting Target